

# ZGR DVC SEPEC

OFFLINE UNINTERRUPTIBLE POWER SUPPLY



## ZGR DVC SEPEC is guarantee of continuity of supply for critical industrial processes

ZGR DVC SEPEC industrial UPS range is equipped with high performance technology to reduce the effect of electrical disturbances that may affect industrial processes.

Its design allows eliminating variations in voltage and frequency as well as voltage sags and short interruptions for most critical industrial processes. ZGR DVC SEPEC guarantees the continuity of the power supply in all those processes in which the maximum reliability of the supply is a fundamental requirement.

Its internal architecture enables it to work together with emergency generation units ensuring the complete elimination of interruptions in the supply mains and avoiding voltage outages.



### APPLICATIONS



TELECOM



INDUSTRY



DATA  
CENTERS



RAILWAY  
SECTOR



ROBOTS



LOGISTICS  
CENTERS

## CHARACTERISTICS

- » High-efficiency emergency supply system > 99,5 %
- » From 200 KVA to 800 KVA (scalable units)\*
- » Compatible with already installed protection systems
- » Maximum robustness
- » Integrable with existing supply guarantee systems: emergency generator units, gen sets, etc.
- » Web interface for monitoring and control
- » Touch control panel
- » LED signalling for quick visualization of the status of the inverters and batteries
- » Higher reliability, MTBF and life cycle
- » Voltage impulse elimination system\*
- » DSP digital control system
- » Autonomy longer than 5 minutes (depending on consumption)
- » Advanced management system, battery verification and diagnostics
- » High efficiency batteries with low charging time and 100 % recyclable
- » Possibility of integrating a network analyser\*
- » Low energy consumption
- » Does not introduce harmonics into the installation (upstream)
- » Timed relay for emergency mode
- » Capable of operating with regenerative loads (braker)\*
- » Battery cabinet air-conditioned\*
- » Security and reliability with minimum necessary investment and reduction of operating costs
- » Improved insulation with zigzag transformer for neutral

\* Optional

ZGR DVC SEPEC OFFLINE UNINTERRUPTIBLE POWER SUPPLY

TECHNICAL SPECIFICATIONS				
Model	ZGR DVC SEPEC 200	ZGR DVC SEPEC 400	ZGR DVC SEPEC 600	ZGR DVC SEPEC 800
INPUT ELECTRICAL CHARACTERISTICS				
Phases	3 phases + ground (neutral opcional)			
Nominal voltage	380 / 400Vac ± 15 %			
Frequency	50 / 60Hz ± 10 %			
Current harmonic distortion	Does not introduce			
OUTPUT ELECTRICAL CHARACTERISTICS				
Apparent power	200kVA	400 kVA	600 kVA	800 kVA
Power factor	1 (normal mode), 0.8 (emergency mode)			
Phases	3 phases + ground (neutral optional)			
Nominal voltage	380 / 400Vca ± 15 %			
Frequency	50 / 60 Hz ± 10 %			
Voltage harmonic distortion	< 1,5 % (in emergency)			
Waveform	Sine wave			
Inverter active redundance	Inverters in parallel			
Crest factor	3 : 1			
Power KVA / KW <sup>(1)</sup>	200 / 200	400 / 400	600 / 600	800 / 800
BATTERY				
Battery type	Sealed lead VRLA			
Batteries current ripple	0A (permanent regime)			
Service life diagnosis	Emergency cycle counter			
Air conditioned battery cabinets	Optional			
COMMUNICATIONS				
Monitoring	Web, touch control panel, LED signalling post			
Communications	Web Server, Modbus TCP/IP, SNMP, ModBus RTU (optional)			
PROTECTIONS				
Voltage impulses	Optional. Not degradable, performance threshold UNx1,1, Energy >900 joules			
Short-circuit protection	Yes			
Current limitation	Yes			
Overcharge	Yes			
Static and manual Bypass	Yes (without zero-crossing)			
Battery charger protection	Yes			
OTHERS				
Total efficiency	99,5 %			
Overcharge	120 % in permanent regime, 150 % during 10 seconds			
Range ambient temperature	IP21			
Cooling	Forced ventilation			
Operating temperature	0 ~ 40 °C			
Storage temperature	0 ~ 85 °C (excluding battery)			
Noise level	< 65 dB			
Operating altitude	< 1000 m			
Relative humidity	0 ~ 95 % (excluding battery)			
Approx. Weight	650 kg	950 kg	1345 kg	1575 kg
STANDARDS				
Marks	CE			
General directives	73/23/CEE-93/68/CEE, 2004/108/CEE			

(1) Equipment only FP = 1, equipment with standard batteries FP = 0,8. For other FP of equipment-battery set consult.

\* Other voltages / autonomies on demand.

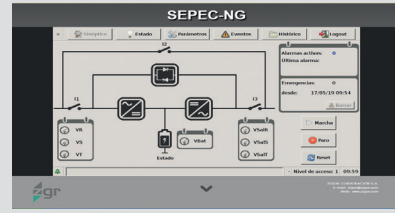
\* Dimensions and weight without braker. Consult dimensions and weight of cabinets with/without air conditioned.

\* These specifications may change without notice.

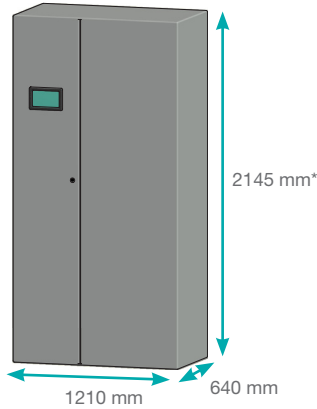
# CONNECTIVITY AND MONITORING

Communication gateway integrated. It enables the communication via Web Server (http).

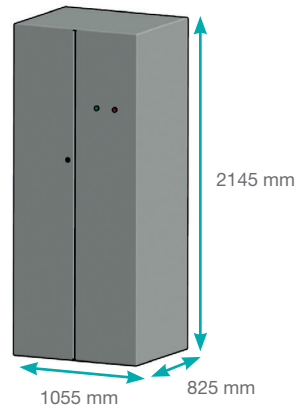
The Web Server allows the user to access the following data: status, measurements, configuration, alarms, control, network, equipment, etc. These same data are accessible directly from the touch control panel on the front of the device.



## ZGR DVC SEPEC 200


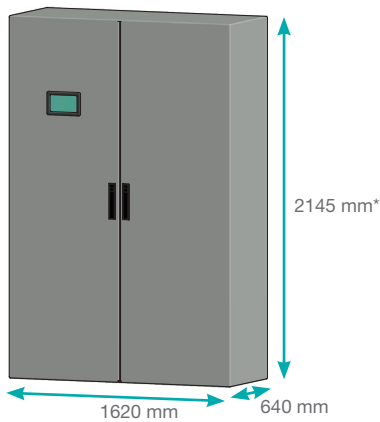


## BATTERIES CONFIGURATION

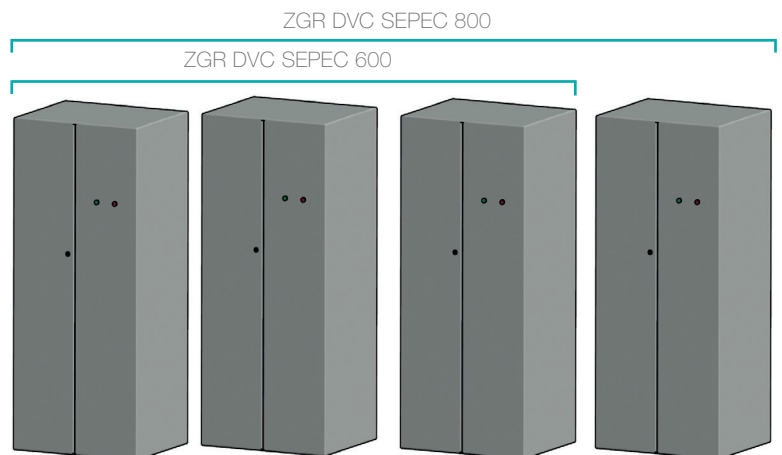
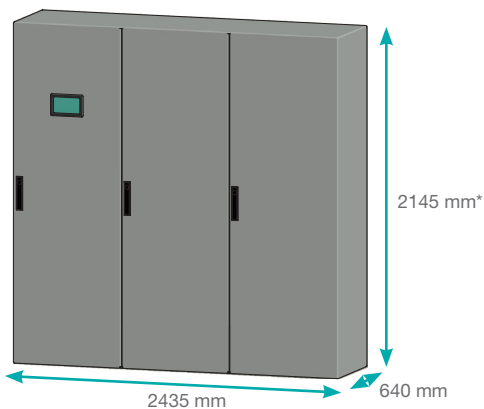


- \* Equipment with signalling post: 2445 mm.
- \* Equipment with braker option: 2555 mm.
- \* Dimensions for battery standard cabinets. They can be modified according to options included.

## ZGR DVC SEPEC 400



## ZGR DVC SEPEC 600-800



ZGR DVC SEPEC OFFLINE UNINTERRUPTIBLE POWER SUPPLY



always ON